








PRICELIST

WHITE & CHROMOTHERAPY LED LIGHTS

MODEL		SERIE & PRODUCT DESCRIPTION	LIST PRICE
		<p><b>UNI</b></p> <p>FRAME COLOR OPTIONS: BLACK OR WHITE</p> <p>120V POWER SUPPLY W. 24 VOLT LED DRIVER</p> <p>DIMENSIONS: 41" X 16-1/2" / 104 x 42 cm            PROJECTION: 4-1/2" TO 5" / 10.7 TO 12.7 cm            WEIGHT: 23 TO 24 lbs / 10.5 TO 10.9 kg</p> <p>PS CI-LT UNI-W WHITE LED: 0 TO 5400 LUMENS, OUTPUT: 70 WATTS      <b>WHITE</b> \$ 3,515</p> <p>PS CI-LT UNI-C RGB LED: 3000 TO 3700 LUMENS, OUTPUT: 70 WATTS      <b>RGB</b> \$ 3,600</p> <p>TECHNICAL SHEET AVAILABLE UPON REQUEST</p>	
EDO	ORIENTAL	  <p><b>EDO &amp; ORIENTAL</b></p> <p>2 FRAME OPTIONS: BLACK OR WHITE</p> <p>120V POWER SUPPLY W. 24 VOLT LED DRIVER</p> <p>DIMENSIONS: 41" X 16-1/2" / 104 x 42 cm            PROJECTION: 4-1/2" TO 5" / 10.7 TO 12.7 cm            WEIGHT: 23 TO 24 lbs / 10.5 TO 10.9 kg</p> <p>PS CI-LT EDO-W WHITE LED: 0 TO 5400 LUMENS, OUTPUT: 70 WATTS      <b>WHITE</b> \$ 3,918</p> <p>PS CI-LT ORI-W</p> <p>PS CI-LT EDO-C RGB LED: 3000 TO 3700 LUMENS, OUTPUT: 70 WATTS      <b>RGB</b> \$ 3,997</p> <p>PS CI-LT ORI-C</p> <p>TECHNICAL SHEET AVAILABLE UPON REQUEST</p>	
SCANDOLA	SCULPTURAL	  <p><b>SCANDOLA &amp; SCULPTURAL</b></p> <p>2 FRAME OPTIONS: BLACK OR WHITE</p> <p>120V POWER SUPPLY W. 24 VOLT LED DRIVER</p> <p>DIMENSIONS: 41" X 16-1/2" / 104 x 42 cm            PROJECTION: 4-1/2" TO 5" / 10.7 TO 12.7 cm            WEIGHT: 23 TO 24 lbs / 10.5 TO 10.9 kg</p> <p>PS CI-LT SCU-W WHITE LED: 0 TO 5400 LUMENS, OUTPUT: 70 WATTS      <b>WHITE</b> \$ 3,918</p> <p>PS CI-LT SCA-W      \$ 5,686</p> <p>PS CI-LT SCU-C RGB LED: 3000 TO 3700 LUMENS, OUTPUT: 70 WATTS      <b>RGB</b> \$ 3,997</p> <p>PS CI-LT SCA-C      \$ 5,765</p> <p>TECHNICAL SHEET AVAILABLE UPON REQUEST</p>	
HAWAII	ATLANTIS	  <p><b>HAWAII, ATLANTIS &amp; CUSTOM DESIGNS.</b></p> <p>2 FRAME OPTIONS: BLACK OR WHITE</p> <p>120V POWER SUPPLY W. 24 VOLT LED DRIVER</p> <p>DIMENSIONS: 41" X 16-1/2" / 104 x 42 cm            PROJECTION: 4-1/2" TO 5" / 10.7 TO 12.7 cm            WEIGHT: 23 TO 24 lbs / 10.5 TO 10.9 kg</p> <p>PS CI-LT HAW-W WHITE LED: 0 TO 5400 LUMENS, OUTPUT: 70 WATTS      <b>WHITE</b> \$ 4,881</p> <p>PS CI-LT ATL-W</p> <p>PS CI-LT HAW-C RGB LED: 3000 TO 3700 LUMENS, OUTPUT: 70 WATTS      <b>RGB</b> \$ 4,909</p> <p>PS CI-LT ATL-C</p> <p>TECHNICAL SHEET AVAILABLE UPON REQUEST</p>	





PRICES ARE SUBJECT TO CHANGE WITHOUT NOTICE.

FOR OTHER FRAME FINISHES, PLEASE INQUIRE .

PRICES ARE F.O.B. MIAMI, FL. PACKING & SHIPPING ADDITIONAL.

PRODUCTS MADE IN FRANCE, LEAD TIME 2 /3 WEEKS IF NOT IN STOCK, SHIPPING ADDITIONAL

WHITE & CHROMOTHERAPY LED LIGHTS

MODEL	SERIE & PRODUCT DESCRIPTION	LIST PRICE
	<p><b>LT DUO</b></p> <p>2 FRAME OPTIONS: BLACK OR WHITE</p> <p>120V POWER SUPPLY W. 24 VOLT LED DRIVER</p> <p>DIMENSIONS: 26-1/2" X 59-7/8" / 67 x 152 cm            PROJECTION: 3-1/4" / 8 cm            WEIGHT: 18.5 lbs / 8.4 kg</p> <p>PS CI-LT DUO-W WHITE LED: 0 TO 4800 LUMENS, OUTPUT: 75 WATTS</p> <p>PS CI-LT DUO-C RGB LED: 0 TO 1900 LUMENS, OUTPUT: 75 WATTS</p> <p>TECHNICAL SHEET AVAILABLE UPON REQUEST</p>	<p><b>WHITE</b> \$ 5,296</p> <p><b>RGB</b> \$ 5,475</p>
	<p><b>LT TRIO</b></p> <p>2 FRAMES OPTIONS: BLACK OR WHITE</p> <p>120V POWER SUPPLY W. 24 VOLT LED DRIVER</p> <p>DIMENSIONS: 41" X 59-7/8" / 104 x 152 cm            PROJECTION: 4-1/2" / 11 cm            WEIGHT: 26 lbs / 12 kg</p> <p>PS CI-LT TRIO-W WHITE LED: 0 TO 7500 LUMENS, OUTPUT: 120 W., 3000K            FOR 4000K VERSION, PLEASE EMAIL FOR PRICING.</p> <p>PS CI-LT TRIO-C RGB LED: 0 TO 3000 LUMENS, OUTPUT: 120 WATTS</p> <p>TECHNICAL SHEET AVAILABLE UPON REQUEST</p>	<p><b>WHITE</b> \$ 6,141</p> <p><b>RGBW</b> \$ 6,315</p>
	<p><b>LT MIRE WOOD</b></p> <p>FRAME: ASH WOOD</p> <p>120V POWER SUPPLY W. 24 VOLT LED DRIVER</p> <p>DIMENSIONS: 60" to 110-1/4" X 8" / 150 to 280 cm X 21 cm            WEIGHT: 50 lbs / 22 kg</p> <p>PS CI-LT MIRW WHITE LED: 1000 TO 3300 LUMENS, OUTPUT: 60W</p> <p>TECHNICAL SHEET AVAILABLE UPON REQUEST</p>	<p><b>WHITE</b> \$ 6,013</p>
	<p><b>LT LUBOIS</b></p> <p>FRAME: ASH WOOD</p> <p>120V POWER SUPPLY. W. 24 VOLT LED DRIVER</p> <p>DIMENSIONS: 60" to 110-1/4" X 10" / 150 to 280 cm X 21 cm            WEIGHT: 50 lbs / 22 kg</p> <p>PS CI-LT LUBO WHITE LED: 1000 TO 3300 LUMENS, OUTPUT: 60W</p> <p>TECHNICAL SHEET AVAILABLE UPON REQUEST</p>	<p><b>WHITE</b> \$ 6,123</p>





PRICES ARE SUBJECT TO CHANGE WITHOUT NOTICE.

FOR OTHER FRAME FINISHES, PLEASE INQUIRE .

PRICES ARE F.O.B. MIAMI, FL. PACKING & SHIPPING ADDITIONAL.

PRODUCTS MADE IN FRANCE, LEAD TIME 2 /3 WEEKS IF NOT IN STOCK, SHIPPING ADDITIONAL

WHITE LED LIGHTS




MODEL	SERIE & PRODUCT DESCRIPTION	LIST PRICE
	<p><b>LT MIRE</b></p> <p>BLACK FRAME AND WHITE FRAME ON SPECIAL ORDER WITH UPCHARGE</p> <p>120V POWER SUPPLY. W. 24 VOLT LED DRIVER</p> <p>DIMENSIONS: 90-1/2" X 10-1/4" / 230 cm X 26 cm WEIGHT: 32 lbs / 14.25 kg</p> <p>PS CI-LT MIRE WHITE LED: 1000 TO 3800 LUMENS, OUTPUT: 60W</p> <p>TECHNICAL SHEET AVAILABLE UPON REQUEST</p>	<p><b>WHITE</b> \$ 4,386</p>
	<p><b>LT MIRE WALL</b></p> <p>BLACK FRAME</p> <p>120V POWER SUPPLY. W. 24 VOLT LED DRIVER</p> <p>DIMENSIONS: 82-3/4" X 6-3/4" / 210 cm X 17 cm PROJECTION: 5-1/2" / 13 cm WEIGHT: 14.5 lbs / 6.5 kg</p> <p>PS CI-LT MIRE W WHITE LED: 1000 TO 3800 LUMENS, OUTPUT: 60 W</p> <p>TECHNICAL SHEET AVAILABLE UPON REQUEST</p>	<p><b>WHITE</b> \$ 3,607</p>
	<p><b>LT MIRE CASCADE 3 FRAMES</b></p> <p>3 FRAMES BLACK COLOR</p> <p>120V POWER SUPPLY. W. 24 VOLT LED DRIVER</p> <p>HEIGHT: MIN 98-1/2 - MAX 137-3/4 / MIN 250 CM - MAX 350 CM BASE DIMENSIONS ON CEILING: 12X12" / 30 X 30 CM WEIGHT: 34 LBS / 15 KG</p> <p>PS CI-LT MIRE C3 WHITE LED: 0 TO 11,400 LUMENS, OUTPUT: 180W</p> <p>TECHNICAL SHEET AVAILABLE UPON REQUEST</p>	<p><b>WHITE</b> \$ 9,323</p>
	<p><b>LT MIRE CASCADE 4 FRAMES / 5 FRAMES</b></p> <p>4 FRAMES BLACK COLOR / 5 FRAMES BLACK COLOR</p> <p>120V POWER SUPPLY. W. 24 VOLT LED DRIVER</p> <p>HEIGHT: MIN 98-1/2 - MAX 137-3/4 / MIN 250 CM - MAX 350 CM BASE DIMENSIONS ON CEILING: 12X12" / 30 X 30 CM WEIGHT: 44.5 LBS / 20 KG</p> <p>PS CI-LT MIRE C4 WHITE LED: 0 TO 14,230 LUMENS, OUTPUT: 240W</p> <p>PS CI-LT MIRE C5 WHITE LED: 0 TO 14,230 LUMENS, OUTPUT: 240W</p> <p>TECHNICAL SHEET AVAILABLE UPON REQUEST</p>	<p><b>WHITE</b> \$ 11,601</p> <p><b>WHITE</b> \$ 11,625</p>

PRICES ARE SUBJECT TO CHANGE WITHOUT NOTICE.

FOR OTHER FRAME FINISHES, PLEASE INQUIRE .

PRICES ARE F.O.B. MIAMI, FL. PACKING & SHIPPING ADDITIONAL.

PRODUCTS MADE IN FRANCE, LEAD TIME 2 /3 WEEKS IF NOT IN STOCK, SHIPPING ADDITIONAL

MODEL	SERIE & PRODUCT DESCRIPTION	LIST PRICE
	<p><b>LT MIRE CASCADE 9 FRAMES</b></p> <p>9 FRAMES BLACK COLOR</p> <p>120V POWER SUPPLY. W. 24 VOLT LED DRIVER</p> <p>HEIGHT: 13'-1-1/2"-400CM - CANOPY DIAM 28" - 70 CM</p> <p>WEIGHT: 75 LBS / 33 KG</p> <p>DIMENSIONS CAN BE CUSTOM UPON REQUEST</p> <p>PS CI-LT MIRE C9 WARM WHITE LED 3000K, 32202 LUMENS, OUTPUT: 720W</p> <p>TECHNICAL SHEET AVAILABLE UPON REQUEST</p>	<p><b>WHITE \$ 27,087</b></p>
	<p><b>LT MIRE CASCADE 12 FRAMES</b></p> <p>12 FRAMES BLACK COLOR</p> <p>120V POWER SUPPLY. W. 24 VOLT LED DRIVER</p> <p>HEIGHT: 98-1/2"-250CM - CANOPY DIAM 12" - 30 CM</p> <p>WEIGHT: 100 LBS / 45 KG</p> <p>DIMENSIONS CAN BE CUSTOM UPON REQUEST</p> <p>PS CI-LT MIRE C12 WARM WHITE LED 3000K, 40692 LUMENS, OUTPUT: 900W</p> <p>TECHNICAL SHEET AVAILABLE UPON REQUEST</p>	<p><b>WHITE \$ 32,586</b></p>
	<p><b>LT MIRE VERTIGO</b></p> <p>5 FRAMES BLACK COLOR</p> <p>120V POWER SUPPLY. W. 24 VOLT LED DRIVER</p> <p>HEIGHT: 13 1-1/2" / 400CM</p> <p>FLOOR PLATE DIMENSIONS: 20X 20" / 50X50 CM</p> <p>WEIGHT: 124 LBS / 56 KG</p> <p>PS CI-LT P MIRE V WHITE LED: 21,420 LUMENS MAX. OUTPUT: 360W</p> <p>TECHNICAL SHEET AVAILABLE UPON REQUEST</p>	<p><b>WHITE \$ 36,703</b></p>

PRICES ARE SUBJECT TO CHANGE WITHOUT NOTICE.  
 FOR OTHER FRAME FINISHES, PLEASE INQUIRE .  
 PRICES ARE F.O.B. MIAMI, FL. PACKING & SHIPPING ADDITIONAL.  
 PRODUCTS MADE IN FRANCE, LEAD TIME 2 /3 WEEKS IF NOT IN STOCK, SHIPPING ADDITIONAL